



Product Catalog



**JAJ Automatic Gate
Openers**



Prices effective
February 2024
Prices Include GST



Gate Opener - Swing - Single Arm - Electric - 135kg

\$389.00

Model: EK280 Standard Kit
 Input Voltage: 230V/50Hz
 Motor Voltage: 24VDC
 Power: 40W /Arm
 Current: 1.5A
 Battery: 2 x 7.2aH
 Actuator Speed: 16mm/s
 Actuator Travel : 285mm
 Max. Weight of Each Gate: 135kgs
 Max. Width of the Gate: 140Kg @ 1.2m to 50kg @ 3.6m
 Protection Class: IP44
 Remotes: 1



Gate Opener - Swing - Single Arm - Electric - 250kg

\$435.00

Model: EK365 Standard Kit
 Input Voltage: 230V/50Hz
 Motor Voltage: 24VDC
 Power: 50W /Arm
 Current: 2A
 Battery: 2 x 7.2aH
 Actuator Speed: 16mm/s
 Actuator Travel : 385mm
 Max. Width of the Gate: 250kgs @ 1.2-1.8m to 50Kg @ 5m
 Protection Class: IP44



Gate Opener - Swing - Single Arm - Electric - 380kg

\$485.00

Model: EK700M Standard Kit
 Input Voltage: 230V/50Hz
 Motor Voltage: 24VDC
 Power: 80W /Arm
 Current: 3A
 Battery: 2 x 7.2aH
 Actuator Speed: 16mm/s
 Actuator Travel : 385mm
 Max. Width of the Gate: 380kgs @ 1.2-1.8m to 110Kg @ 5.5m
 Protection Class: IP44

**Gate Opener - Swing - Single Arm -
Electric - 500kg**

\$619.00



Model: MK1501M
Input Voltage: 230V/50Hz
Motor Voltage: 24VDC
Power: 100W /Arm
Current: 4A
Actuator Speed: 20mm/s
Actuator Travel : 485mm
Max. Weight of Each Gate: 500kgs
Max. Width of the Gate: 500kgs @ 2.5m to 100kg @ 6m
Protection Class: IP44
Remotes: 2

**Gate Opener - Swing - Single Arm -
Solar - 135kg**

\$565.00



Model: EK280 SOLAR PLUS
Input Voltage: 230V/50Hz
Motor Voltage: 24VDC
Power: 40W /Arm
Current: 1.5A
Solar Panel: 30W
Battery: 2 x 7.2aH
Actuator Speed: 16mm/s
Actuator Travel : 285mm
Max. Weight of Each Gate: 135kgs
Max. Width of the Gate: 135Kg @ 1.2m to 30kg @ 3.6m
Protection Class: IP44
Remotes: 1

**Gate Opener - Swing - Single Arm -
Solar - 250kg**

\$629.00



Model: EK365 SOLAR PLUS
Input Voltage: 230V/50Hz
Motor Voltage: 24VDC
Power: 50W /Arm
Current: 2A
Solar Panel: 30W
Battery: 2 x 7.2aH
Actuator Speed: 16mm/s
Actuator Travel : 385mm
Max. Width of the Gate: 250kgs @ 1.2-1.8m to 50Kg @ 5m
Protection Class: IP44
Remotes: 1



Gate Opener - Swing - Single Arm - Solar - 380kg

\$695.00

Model: EK700M SOLAR PLUS
Input Voltage: 230V/50Hz
Motor Voltage: 24VDC
Power: 80W /Arm
Current: 3A
Solar Panel: 30W
Battery: 2 x 7.2aH
Actuator Speed: 16mm/s
Actuator Travel : 385mm
Max. Width of the Gate: 380kgs @ 1.2-1.8m to 110Kg @ 5.5m
Protection Class: IP44
Remotes: 2



Gate Opener - Swing - Double Arm - Electric - 300kg

\$659.00

Model: MK1102M
Input Voltage: 230V/50Hz
Motor Voltage: 24VDC
Power: 50W /Arm
Current: 2A
Actuator Speed: 16mm/s
Actuator Travel : 385mm
Max. Weight of Each Gate: 300kgs
Remotes: 2
Max. Width of the Gate: 300kgs @ 2.5m to 70Kg @ 5.5m
Protection Class: IP44



Gate Opener - Swing - Double Arm - Electric - 400kg

\$769.00

Model: MK1302M
Input Voltage: 230V/50Hz
Motor Voltage: 24VDC
Power: 80W /Arm
Current: 3A
Actuator Speed: 16mm/s
Actuator Travel : 385mm
Max. Weight of Each Gate: 400kgs
Remotes: 2
Max. Width of the Gate: 400kgs @ 2.5m to 70Kg @ 5.5m
Protection Class: IP44



Gate Opener - Swing - Double Arm - Electric - 500kg

\$945.00

Model: MK1502M
Input Voltage: 230V/50Hz
Motor Voltage: 24VDC
Power: 100W /Arm
Current: 4A
Actuator Speed: 20mm/s
Actuator Travel : 485mm
Max. Weight of Each Gate: 500kgs
Max. Width of the Gate: 500kgs @ 2.5m to 100kg @ 6m
Protection Class: IP44
Remotes: 2



Gate Opener - Swing - Double Arm - Solar - 250kg

\$1,049.00

Model: EKD365 Solar Plus
Input Voltage: 230V/50Hz
Motor Voltage: 24VDC
Power: 50W /Arm
Current: 2A
Solar Panel: 30W
Battery: 2 x 12AH
Actuator Speed: 16mm/s
Actuator Travel : 385mm
Max. Width of the Gate: 250kgs @ 1.2-1.8m to 50Kg @ 5m
Protection Class: IP44
Remotes: 2



Gate Opener - Swing - Double Arm - Solar - 380kg

\$1,149.00

Model: EKD700M Solar Plus
Input Voltage: 230V/50Hz
Motor Voltage: 24VDC
Power: 80W /Arm
Current: 3A
Solar Panel: 30W
Battery: 2 x 12AH
Actuator Speed: 16mm/s
Actuator Travel : 385mm
Max. Width of the Gate: 380kgs @ 1.2-1.8m to 110Kg @ 5.5m
Protection Class: IP44
Remotes: 2



Garage Door Opener - Sectional - 800N

\$275.00

Model: CASR800
 Input Voltage: 230V/50Hz
 Motor Voltage: 24VDC
 Motor Power: 120W
 Light Power: 10-25W
 Operational Speed: 120mm/s
 Remotes / Frequency: 2 / 433.92Hz
 Max. Force: 800N
 Headroom Required: 30mm
 Max. Door Area: 12m²
 Max. Height: 2.3M

Features:-
 - Chain Drive
 - LED Menu Indication
 - Galvanised Steel Rail
 - Power-cut auto lock and Manual Release
 - Soft Start and Soft Stop Function
 - Safety Reverse in Case of Obstruction
 - Automatically Delay Door Closing
 - Three Minute Light
 - Electric Adjustable Force Control



Garage Door Opener - Sectional - Extension Kit

\$39.95

Model: CASR800-A
 1 x Chain
 4 x Short Extension
 4 x Long Extension



Garage Door Opener - Roller - 500N

\$359.00

Model: SRD-07
 Input Voltage: 230V/50Hz
 Motor Voltage: 24VDC
 Power: 120W / 3W on standby
 Limit Mode: Photoelectric Sensor
 Max. Pull Force: 500N
 Max. Drum Rotations: 5 Turns
 Max. Door Height: 4.5M
 Max. Door Area: 16m²
 Built in Max. Running Time: 45 seconds

Auto Adjustable Close: 1-99 Seconds
 Remotes Operation: 433.92MHz
 Remotes Included: 2

Features:-
 - Soft Start and Soft Stop
 - Emergency release handle in case of power failure
 - Reverse in case of obstruction during door closing



Gate Opener - EK280 - Arm

Model: EK280 - ARM
Motor Voltage: 24VDC
Power: 40W /Arm
Current: 1.5A
Actuator Speed: 16mm/s
Actuator Travel : 285mm
Max. Weight of Each Gate: 135kgs
Max. Width of the Gate: 140Kg @

\$210.00



Gate Opener - MK1102M / EK365 Arm

Model: MK1102M / EK365 - ARM
Motor Voltage: 24VDC
Power: 50W /Arm
Current: 2A
Actuator Speed: 16mm/s
Actuator Travel : 385mm
Max. Width of the Gate: 250kgs @ 1.2-1.8m to 50Kg @ 5m
Protection Class: IP44

\$239.00



Gate Opener - MK1302M / EK700M Arm

Model: MK1302M / EK700 - ARM
Motor Voltage: 24VDC
Power: 80W /Arm
Current: 3A
Actuator Speed: 16mm/s
Actuator Travel : 385mm
Max. Width of the Gate: 380kgs @ 1.2-1.8m to 110Kg @ 5.5m
Protection Class: IP44

\$295.00



Gate Opener - MK1501M / MK1502M Arm

Model: MK1501M/MK1502M ARM
Motor Voltage: 24VDC
Power: 100W /Arm
Current: 4A
Actuator Speed: 20mm/s
Actuator Travel : 485mm
Max. Width of the Gate: 500kgs @ 2.5m to 100Kg @ 6m
Protection Class: IP44



Gate Opener - MK902 - Left Arm

Model: MK902 Arm - Left
Arm: Left
Motor Voltage: 24VDC
Power: 80W /Arm
Current: 3A
Actuator Speed: 16mm/s
Actuator Travel : 385mm
Max. Weight of Each Gate: 300kgs
Max. Width of the Gate: 3m
Protection Class: IP44

\$280.00



Gate Opener - MK902 - Right Arm

Model: MK902 Arm - Right
Arm: Right
Motor Voltage: 24VDC
Power: 80W /Arm
Current: 3A
Actuator Speed: 16mm/s
Actuator Travel : 385mm
Max. Weight of Each Gate: 300kgs
Max. Width of the Gate: 3m

\$280.00



Gate Opener - Sliding - 24V DC / 230V AC - 600KG

\$465.00

Model: DSR500
 Motor Voltage: 24VDC
 Power: 150W
 Current: 5A
 Actuator Speed: 21cm/s
 Max. Weight: 600Kg
 Max. Width of the Gate: 12m
 Protection Class: IP44
 Remotes: 2



Gate Opener - Solar with Electric Backup - 600KG

\$799.00

Model: DSR500 Solar Plus
 Motor Voltage: 24VDC
 Power: 150W
 Current: 5A
 Battery: 2 x 12aH
 Solar Panel: 3 x 10W
 Actuator Speed: 21cm/s
 Max. Weight: 600Kg
 Max. Width of the Gate: 12m
 Protection Class: IP44
 Remotes: 2

Gate Opener - Sliding Gate Hardware Kit

Model: GHK02
 Includes:
 Gate Track (Galvanised) - 1m x 6
 Gate Bearing Rollers Wheels x 2
 Gate Stopper x 1
 Gate Catcher x 1
 Gate Roller Guides x 1
 Dynabolts

\$154.00



Gate Opener - Track

Model: Gate Opener - Track
 Material: Galvanised Steel
 Length: 1m
 Radius: 16mm

\$19.00



Gate Opener - Rack - Below 800kg

Model: NR01
 Weight Limit: less than 800kg
 Material: Nylon outer, Steel core
 Length: 1m
 Includes: Fixing bolts & Washers

\$17.95



Gate Opener - Rack - Above 800kg

Model: NR02
 Weight Limit: Over 800kg
 Material: Nylon outer, Steel core
 Length: 1m
 Includes: Fixing bolts & Washers

\$19.95



Gate Opener - Sliding Gate Wheel

Model: HD1U90
 Galvanised
 Suitable for JAJ Sliding Gates.

\$19.95



Gate Opener - Remote

Model: LM124
 Frequency: 433.92Mhz
 Range: Approx 30M
 Quantity: 1

Gate openers include 1 or 2 remotes, the PCB can learn up to 6pc remotes at the same time .

\$19.50



Gate Opener - External Remote Receiver - 250 Max

Model: LM138
 Input Voltage: 9-24VDC
 Frequency: 433.92Mhz
 Range: Approx 30M (Depending on remote)
 Size: 73(L) x 46(W) x 24(H)mm
 NB: Not suitable for solar gate openers

\$44.95



Gate Opener - Wireless Keypad/Metal Box

Model: LM172M
 Wireless Keypad with Metal Box
 To access your property without remote control.
 Easy to program so you can change the security codes as often as you like

\$73.50



Gate Opener - Wired/Wireless Keypad

Model: LM188
 Operating Voltage: 9-24V AC/DC
 Frequency: 433.92Mhz
 User codes: 32 permanent & 32 temporary
 Temporary Code use: 1-99
 Backlit
 Size: 78(L) x 48(W) x 180(H)mm

\$84.95



Gate Opener - Wired Keypad - Programmed

Model: LM174P
 Operating Voltage: 12/24V
 Operating Current: <100mA
 Relative Humidity: 20-80%
 Registered Capacity: 1000 Cards
 Respond Distance: 1-15cm
 Support Card: EM(ID) card (IC card for options)

\$89.00

≡ JAJ Automatic Gate Openers



Gate Opener - Wired Keypad - Programmed

Model: LM177
 Operating Voltage: 12/24V
 Operating Current: <30mA
 Relative Humidity: 10-90%
 Registered Capacity: 1200 Cards
 Respond Distance: 3-8cm
 Support Card: EM / MF
 Size: 103(L) x 77(W) x 18(H)mm

\$125.00



Gate Opener - Keypad Stand - Buried/Flat Base

Model: LM107A
 Flat: Height From Ground: 1295mm
 Buried: Height From Ground: 1695mm
 Box Section size: 30x30mm
 Mounting Plate Size: 100x100mm

\$55.00



Gate Opener - Programmable Entry Card - Key Ring

Model: LM171
 Size: 35(L) x 28(W) x 5(H)mm
 Ring Sizes: 12 + 20mm Diameter
 Colour: Blue

\$5.95



Gate Opener - Programmable Entry Card - Square

Model: LM170
 Size: 85(L) x 54(W) x 2(H)mm
 Colour: White

\$5.50



Gate / Garage Opener - Wireless Open Button

Model: LM173
 Frequency: 433.92Mhz
 Range: Approx 30M
 Quantity: 1
 Includes removable clip for sun shield visor and mounting bracket for wall

\$28.00



Gate Opener - Wall Open Button

Model: LM147
 Overall Height: 87mm
 Overall Width: 87mm
 (Not Waterproof)

\$9.90



Gate Opener - Wall Push Button, Waterproof - IP66

Model: LM148
 IP:66
 Only suitable for 12-36V DC
 Size: 90(L) x 68(W) x 90(H)mm

\$29.95



Gate Opener - Exit Wand

Model: LM157
 Exit Wand Unit
 Cable: 5-Core x 15m
 Senses Width: up to 12m
 Speed Detection: >8km/h

\$279.00



**Gate Opener -
Wireless Exit Wand**

Model: LM158
Wireless Exit Wand Unit
Senses Width: up to 12m
Speed Detection: >8km/h


\$209.00



**Gate Opener -
Photocell**

Model: LM102
Photocell Unit
Technology: Infrared (Photocell)
Receiver Range: <20m
Frequency: 1.92Khz
Power Supply: 12 to 24V DC/AC
Relay Output: 1A max 30V

\$32.50



**Gate Opener - Photocell
- Reflective**

Model: LM104B
Used on any of our JAJ gate openers
and some other common brands.
Technology: Retro-Reflective
(Photocell)
Receiver range: ≤6m
Input Voltage: 12 to 36VDC
Angle: < + or = 1.5° approx
IP: 66

\$65.00



**Gate Opener - Photocell
- Wireless**

Model: LM101
Used on any of our JAJ gate openers
and some other common brands.
Technology: Infrared (Photocell)
Receiver range: ≥12m
Input Voltage: Receiver: 12 to
24VDC/AC Emitter: 12 to 24VDC/
AC or 2 x AA Batteries
IP: 54

\$49.95




**Gate Opener - Electric
Lock - Swing**

Model: LM149-L
Electric Lock Unit
Cable Length: 5m
Keys: 2 for manual operation
Improves safety for your gate and
is recommended if you have pets
or live in area's affected by strong
winds when the gate is longer
than 1.5m.

NOTE: A "E-Plus Board" is
required when using LM149
-L with EK/EKD series swing
gate opener

\$129.00



**Gate Opener - Solar Panel
+ Bracket, 20W - 24V**

Model: Gate Bracket + Solar Panel
20W
Maximum Power: 20W
Power: 24V
Open Circuit Voltage (Voc): 44.0V
Short Circuit Voltage (Isc): 0.61A
Operating Voltage (Vmp): 35.5V
Operating Current (Imp): 0.56A
Max. System Voltage: 1000V

\$95.00




**Gate Opener - Solar
Kit, 20W - 24V**

Model: Gate Opener - Solar Kit -
20W

Includes:
Solar Controller
2 x 7.2AH Batteries
2 x 10W Solar Panels
Battery Box
Solar Panel Bracket

\$230.00



**Gate Opener - Solar Panel
+ Bracket, 30W - 24V**

Model: Gate Bracket + Solar Panel
30W
Maximum Power: 30W
Power: 24V
Open Circuit Voltage (Voc): 43.8.0V
Short Circuit Voltage (Isc): 0.92A
Operating Voltage (Vmp): 36.5V
Operating Current (Imp): 0.83A
Max. System Voltage: 1000V

\$109.00

≡ JAJ Automatic Gate Openers



Gate Opener - Solar Kit, 30W - 24V

Model: Gate Opener - Solar Kit - 30W

Includes:
Solar Controller
2 x 12AH Batteries
3 x 10W Solar Panels
Battery Box
Solar Panel Bracket

\$330.00



Gate Opener - Control Switch - WIFI Remote

Model: LM181A WIFI switch
Interface: 3G/4G/WIFI
Contacts: 1 x NC (Normally Closed), 1 x NO (Normally Open)

\$49.95



Gate Opener - Battery - 7.2AH

Model: Gate Battery 7.2AH
Type: Sealed Lead Acid
Voltage: 12V
Capacity: 12V/7.2AH
Size: 152(L) x 65(W) x 94(H)mm

\$55.00



Gate Opener - Battery - 12AH

Model: Gate Battery 12AH
Type: Valve Regulated Lead Acid
Voltage: 12V
Capacity: 12V/12AH / 20H
Charging Voltage: 14.4-14.7V
Size: 152(L) x 99(W) x 98(H)mm

\$95.00



Gate Opener - Accessories Cable - 2 Core (0.3mm)

Model: LM151
Core: 2 Core
Diameter: 0.3mm
Length: Per Meter
Use: Connect Alarm Lamp, Push Button, Photocell to control box.
Note: All sales are to be in 10m increments

\$1.80



Gate Opener - Battery Cable - 2 Core (0.75mm)

Model: LM152
Core: 2 Core
Diameter: 0.75mm
Length: Per Meter
Use: Connect Batteries and Electric Lock, Keypad, Exit Wand, Solar Panel to control box
Note: All sales are to be in 10m increments

\$1.95



Gate Opener - Arm Cable - 5 Core (0.3, 1mm)

Model: LM150
Core: 5 Core
Diameter: 3 x 0.3mm, 2 x 1mm
Length: Per Meter
Use: Connect Swing Gate Opener Motors to control box.
Note: All sales are to be in 10m increments

\$3.50



Gate Opener - Alarm Lamp - AC

Model: LM140(AC)
Voltage: 240VAC
Power: 15W
Colour: Red

\$15.00



Gate Opener - Alarm Lamp - DC

Model: LM140(DC)
Voltage: 24VDC
Power: 15W
Colour: Red

\$15.00



Gate Opener - Post Bracket

Model: Gate Opener - Post Bracket

\$9.95



Gate Opener - Solar Controller - 12V

Model: LM119-12V
Gate Solar Controller
Protects batteries from being over-charged by solar panels etc.
Voltage: 12VDC
Current: 10A

\$33.00



Gate Opener - Solar Controller - 24V

Model: LM118-24
Gate Solar Controller
Protects batteries from being over-charged by solar panels etc.
Voltage: 24VDC
Current: 10A

\$33.00



Gate Opener - Battery Box - 7.2AH

Model: LM130 - 7.2AH
Capacity: 2 Batteries (not included)
IP: IP44
Max Battery Size: 155(L) x 97(W) x 106(H)mm
Overall Size: 245(L) x 173(W) x 121 (H)mm
Includes: Cable gland

\$24.00



Gate Opener - Battery Box - 12AH

Model: LM130 - 12AH
Capacity: 2 Batteries (not included)
IP: IP44
Max Battery Size: 180(L) x 112(W) x 100(H)mm
Overall Size: 130(L) x 200(W) x 278 (H)mm
Includes: Cable gland, note: pre-drilled hole

\$28.00



Gate Opener - Swing - Universal Mounting Bracket

Model: LM195
Distances between screws: 110mm, 36mm & 110mm
Please note the silver triangle bracket is not included

\$39.95



Gate Opener - Bolt Set Double

Model: Gate Opener—Bolt Set Double

Also available:
Gate Opener - Bolt Set Single
\$35.00

\$55.00



Gate Opener - Swing - Post Pivot Bracket

Model: LM112

\$6.95



Gate Opener - Swing - Post Pivot Bracket, Push to Open

Model: LM112 PSO PART

\$16.95



Gate Opener - Sliding Gate Roller Guide

*Model: GATE OPENER - SLIDING
GATE ROLLER GUIDE*

*Max distance between rollers:
80mm*

*Minimum distance between rollers:
18mm*

*Note: All sales are to be in 10m
increments*

\$19.95



CONTACT US

Phone:

(03) 313 1415

Email:

support@GoodsDirect2U.co.nz

Web:

www.GoodsDirect2U.co.nz

Address:

589 Mount Thomas Road, RD1,
Fernside, New Zealand

Opening Hours:

9am - 5pm Monday-Friday

10am - 12am Saturday